



Body = Wall
Pop-Out = Accent
Trim = Trim

Explore the Perfect Palette in Person

Before finalizing your selections, we recommend that you take your color details to a Dunn-Edwards store to view color chips or get paint samples, which will be a more accurate representation of your chosen colors. Your local stores are shown below, or call us at (888) DE PAINT or (888) 337-2468.

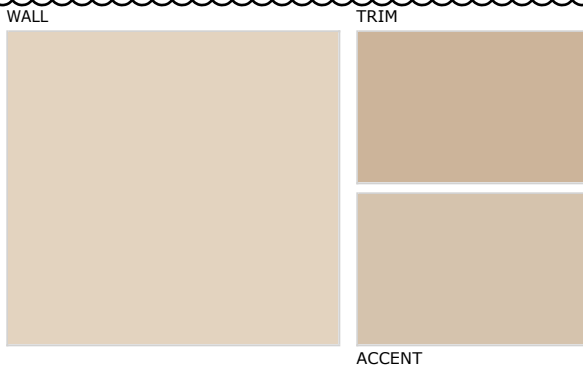
Dunn-Edwards stores near 85283

- 1872 E. Broadway Rd. Tempe, AZ 85282
- 2190 W. Chandler Blvd. #E Chandler, AZ 85224
- 4855 E. Warner Rd. Ste 13 Phoenix, AZ 85044

Recommended products:

- Suprema Premium Interior Paint
- Enso Interior Low Odor | Zero-VOC Paint
- Evershield Premium Exterior Paint


The Oasis at Anozira - Kinney Mangement Services Approved Exterior Colors



Scheme 1


- WALL **Oyster**
DEC748
LRV: 62
- TRIM **Stonish Beige**
DEC716
LRV: 44
- ACCENT **Sahara**
DEC747
LRV: 52

Schemes 1-7:
Color placement is interchangeable within the scheme



Scheme 2

- WALL **Coral Clay**
DEC719
LRV: 42
- TRIM **Hickory**
DEC759
LRV: 35
- ACCENT **Cashmere**
DEC758
LRV: 67



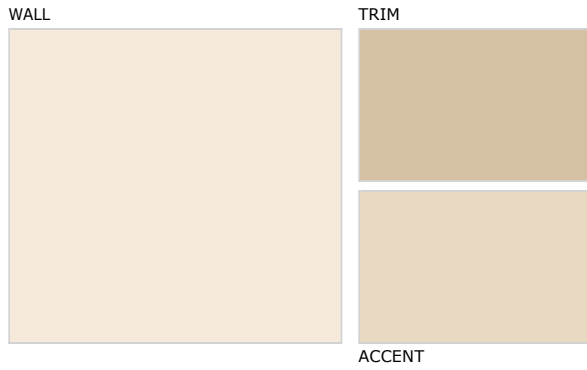
Scheme 3

- WALL **Siamese Kitten**
DE6121
LRV: 72
- TRIM **Dry Creek**
DE6122
LRV: 55
- ACCENT **Tea Biscuit**
DE6120
LRV: 78

- Colors that are more likely to fade early when used on highly alkaline surfaces, such as masonry.

- Colors with a low resistance to the sun's ultraviolet (UV) rays, causing them to fade.

- Colors that are more transparent and may require multiple coats.

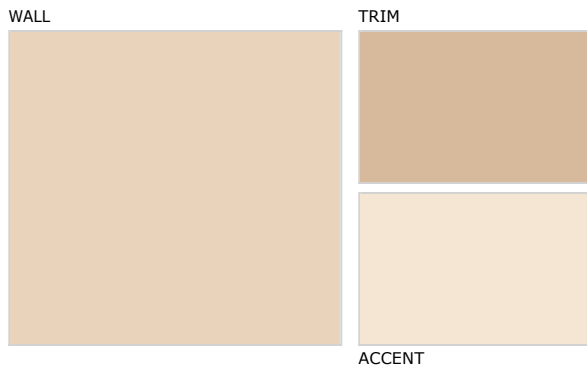


Scheme 4

WALL **Salt Box**
DE6141
LRV: 77

TRIM **Almond Latte**
DE6143
LRV: 51

ACCENT **Floating Feather**
DE6142
LRV: 65

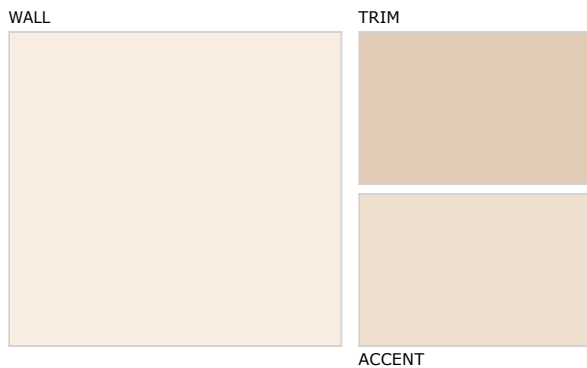


Scheme 5

WALL **Verona Beach**
DE6135
LRV: 63

TRIM **Terracotta Sand**
DE6136
LRV: 49

ACCENT **Shortbread**
DE6134
LRV: 75

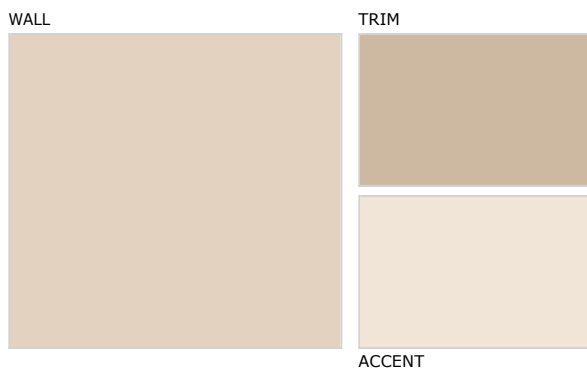


Scheme 6

WALL **Alpaca Wool**
DE6113
LRV: 80

TRIM **Practical Tan**
DE6115
LRV: 58

ACCENT **Dry Dune**
DE6114
LRV: 70

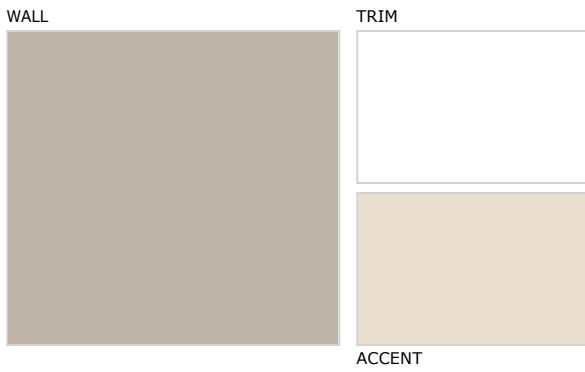


Scheme 7

WALL **Sand Dune**
DE6128
LRV: 62

TRIM **Rustic Taupe**
DE6129
LRV: 47

ACCENT **Finest Silk**
DE6127
LRV: 74



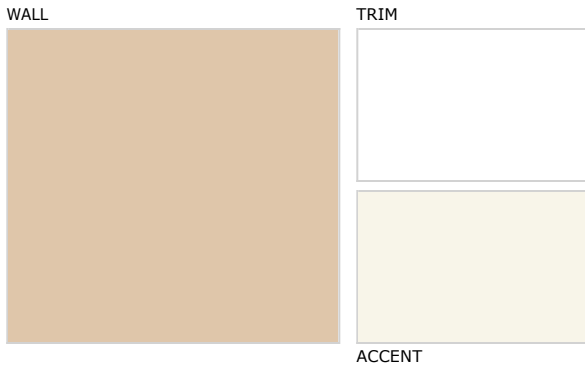
Scheme 8

WALL **Drifting**
DEC770
LRV: 43

TRIM

ACCENT **Bone**
DEC765
LRV: 69

Schemes 8-10:
Body and Pop-Out
colors are reversible
within the scheme.

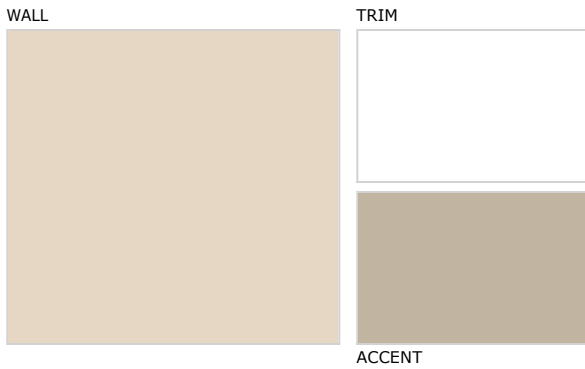


Scheme 9

WALL **Travertine**
DEC738
LRV: 55

TRIM

ACCENT **Swiss Coffee**
DEW341
LRV: 83




Scheme 10

WALL **Sandcastle**
DEC740
LRV: 65

TRIM

ACCENT **Pigeon Gray**
DE6214
LRV: 43






Scheme 11

WALL **Oyster**
DEC748
LRV: 62

TRIM **Tea Bag**
DE6062
LRV: 12

ACCENT **Stonish Beige**
DEC716
LRV: 44


Schemes 11-14:
Body and Pop-Out
colors are reversible
but Trim colors are
fixed.

-  - Colors that are more likely to fade early when used on highly alkaline surfaces, such as masonry.
-  - Colors with a low resistance to the sun's ultraviolet (UV) rays, causing them to fade.
-  - Colors that are more transparent and may require multiple coats.

WALL



TRIM



ACCENT

Scheme 12

WALL **Hickory**
DEC759
LRV: 35

TRIM **Whole Wheat**
DE6124
LRV: 26

ACCENT **Sahara**
DEC747
LRV: 52

WALL



TRIM



ACCENT

Scheme 13

WALL **Desert Gray**
DEC760
LRV: 36


TRIM **Barrel Stove**
DE6216
LRV: 21

ACCENT **Inside Passage**
DEC764
LRV: 59

WALL



TRIM






ACCENT

Scheme 14

WALL **Birchwood**
DEC752
LRV: 49

TRIM **Bison Beige**
DEC750
LRV: 27

ACCENT **Bone White**
DEC741
LRV: 69

-  - Colors that are more likely to fade early when used on highly alkaline surfaces, such as masonry.
-  - Colors with a low resistance to the sun's ultraviolet (UV) rays, causing them to fade.
-  - Colors that are more transparent and may require multiple coats.